

































































Crime Solver

	Monday		Tuesday		Wednesday		Thursday		Friday		Saturday		Sunday	
	Reach	% loyal	Reach	% loyal	Reach	% loyal	Reach	% loyal	Reach	% loyal	Reach	% loyal	Reach	% loyal
 Network1	 16%	 18%	 14%	 21%	 19%	 17%	 14%							
 Network2	 30%	 28%	 34%	 27%	 22%	 16%	 15%							
 Network3	 13%	 23%	 28%	 24%	 18%	 13%	 9%							
 Network4	 37%	 14%	 16%	 21%	 17%	 12%	 34%							

Family Oriented

	Monday		Tuesday		Wednesday		Thursday		Friday		Saturday		Sunday	
	Reach	% loyal	Reach	% loyal	Reach	% loyal	Reach	% loyal	Reach	% loyal	Reach	% loyal	Reach	% loyal
 Network1	 16%	 18%	 15%	 21%	 19%	 18%	 13%							
 Network2	 26%	 22%	 30%	 22%	 19%	 15%	 16%							
 Network3	 10%	 20%	 25%	 25%	 12%	 11%	 9%							
 Network4	 39%	 16%	 17%	 21%	 17%	 12%	 33%							

Blind data from TNS InfoSysTV

 SIMUL MEDIA™
Copyright © 2009, All rights reserved